

Mi·Light[®]

Model No.: FUT091

Dual White Full Touch 4-zone Remote Controller

Product Features

This product adopt world-wide used 2.4GHz frequency, GFSK control method, with the features of low power consumption, long distance transmitting, strong anti-interference and fast communication rate. The remote can control the dual white (warm white and cool white) LED lights up to 4 different zones.

Technical Parameters

Model No.: FUT091

Working Voltage: 3V(2*AAA Battery)

Transmission Frequency: 2400-2483.5MHz

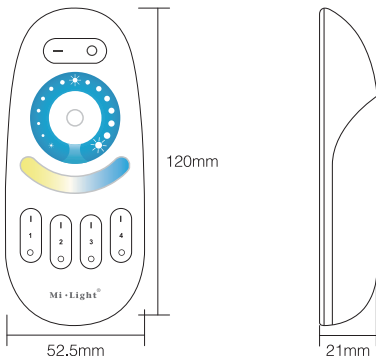
Modulation Method: GFSK

Power Consumption: 6dBm

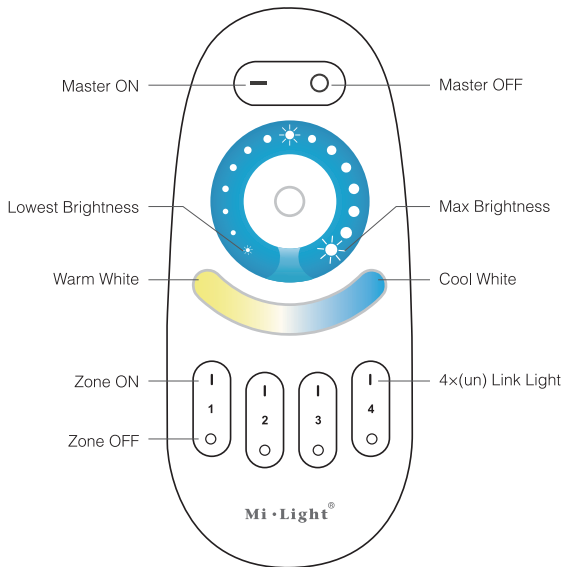
Standby Current: 10uA

Control Distance: 30m

Size: 52.5*21*120mm



Products Key Diagram



Night Light Function:

Long Press "Master OFF" button, change all the light to Night Light Mode; Long press "Zone OFF" button, change the lights on each zone to Night Light Mode; The max brightness on Night Light mode is 1%.

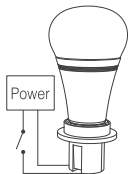
Remark:

- To dim all dual white lights at once or change the color temperature, first press "Master ON". To do this with individual lights, first press "Zone ON". Secondly, set the adjustment for color temperature or brightness.
- To turn on the night light mode of a single (dual white) light, press and hold the "Zone OFF" from one of the 4 Zones. To turn on all the lights in night light mode, press and hold "Master OFF". The lights now consume only 0.4 watts.

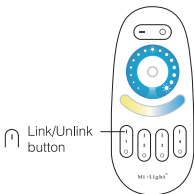
Linking&Unlinking

Remark: The light can be working after linking with the remote controller.

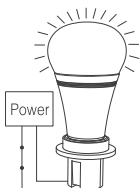
Linking Instructions



- 1** Switch off the light, after 10 seconds switch on again



- 2** When the light on, short press any zone of "↷" **3 times** within 3 seconds

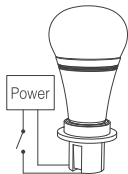


- 3** The light blink 3 times slowly means the linking is done successfully.

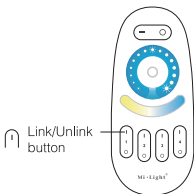


If the light not blink slowly, the linking failed, Pls switch off the light again, and follow the above steps again.

Unlinking Instructions

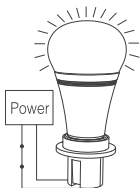


- 1** Switch off the light, after 10 seconds switch on again



- 2** When the light on, short press "↷" **5 times** within 3 seconds

Unlinking must be the same zone with the Linking



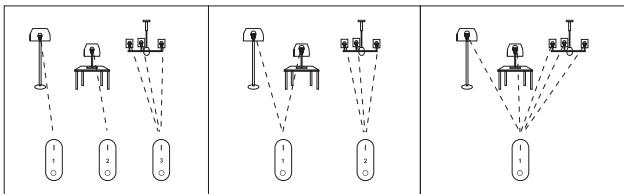
- 3** The light blinking 10 times quickly, means the unlinking successfully.



If the light not blink quickly, the unlink failed, pls switch off the light again, and follow the above steps to unlink again.

Grouping of several lights

You can add an endless numbers of lights to a zone on the 4 channel remote by linking the lights to different zones. This way you are completely flexible in creating different group combinations. Below you can see some grouping examples.



Remark:

1. The user can re-programme freely as needed. One remote can control countless lamps or controllers, but one lamp or controller can only be controlled by four remotes (Max).
2. Please check the battery installation and controller (totally discharge the power), when you programme after switching off and switching on.

Attention

1. This remote controller only control specified Mi-Light products; not all Mi-Light series can work on this remote controller.
2. In the using of the remote, if the indicated lamp blinking quickly, pls change the battery in time. Pls don't use poor quality battery to avoid the leaking of battery liquid to damage the remote controller.
3. Please keep your finger off the touch ring when installing the batteries, to improve its sensitivity, and use the remote (3 seconds later) after the batteries are installed. Please reinstall the batteries, if the fouch ring is found low-sensitivity.
4. This 2.4GHz remote control system is precise electronic product; don't use it in humid, high temperature, dust and high voltage environment; Saving it at indoor, dry and no static electricity environment.
5. Pls don't use the remote controller on the wide-range metal or strong electromagnetic wave area, otherwise, it will badly affect the controlling distance.



Made in China